

Australian mangoes export report

For the past two seasons, Australian mango exported volumes have decreased from around 6,000 tonnes to less than 4,500 tonnes. This trend can be explained by a range of factors including the COVID-19 pandemic and its' impact on airfreight capacity and cost but also because of lower yields.

Record volumes were sent to New Zealand with more than 1,390 tonnes going across the Tasman Sea exceeding pre-COVID levels.

The data for our international protocol markets (South Korea, China, and the USA) shows promising results with growing demand being met despite airfreight cost and capacity challenges. Targeted marketing campaigns are being run in the USA, South Korea, and New Zealand to help consumers recognise Australian mangoes as a seasonal fruit and promote sales.

With the closure of the grey channel, volumes sent to Hong Kong have more than halved from the 2019/20 season. Qatar and Canada have also halved since 2019/20 but are expected to bounce back when airfreight costs go back to a reasonable level.

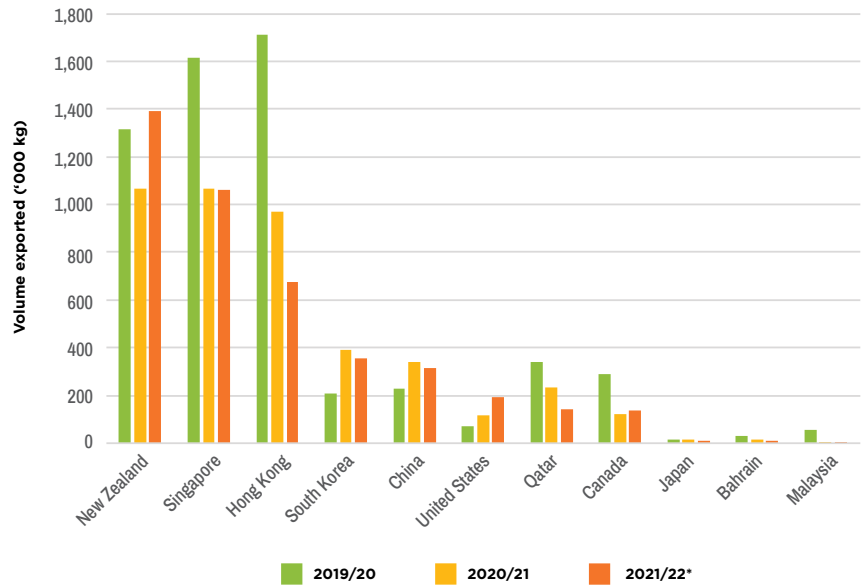
Malaysia saw a drastic reduction in Australian mango imports mainly driven by the loss of direct flights due to the COVID-19 pandemic.

During the 2021/22 season, New Zealand accounted for 33 per cent of all export volumes followed by Singapore with a 25 per cent share. Hong Kong made up 16 per cent and the USA increased from 1 to 5 per cent since the 2019/20 season.

The entire industry appreciates the work of exporters over the past two seasons, who worked through a range of hurdles to supply our existing customers with Australian mangoes.

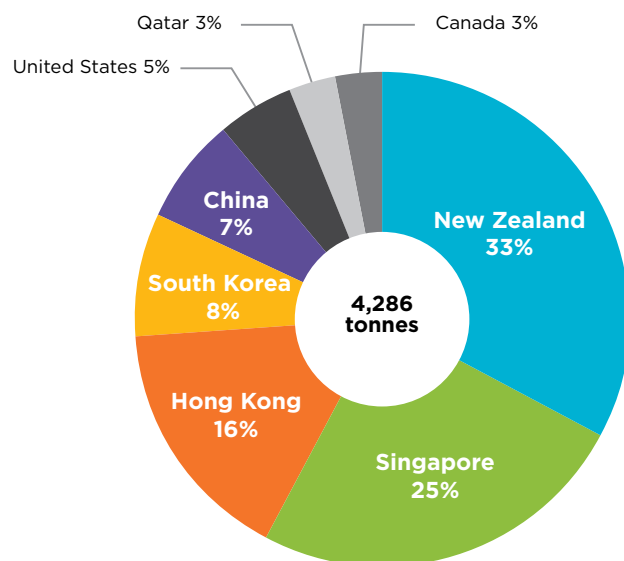
Continued page 19

Mango export to key markets versus two previous seasons (July to June)

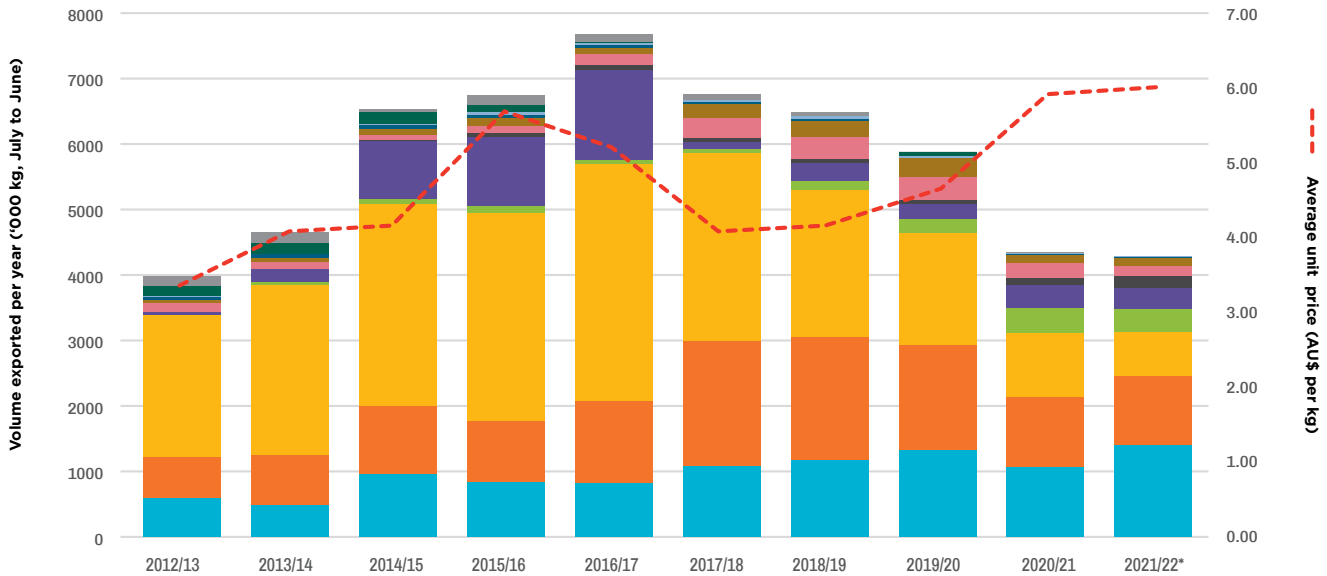


* Note: 2021/22 season data is from July 2021 to March 2022. The data for some middle eastern countries (UAE, Kuwait, Saudi Arabia, Oman, and Brunei) was unavailable at the time of reporting.

Mango export by market destination 2021/22 season



Australian mango exports for 10 years



TONNES	2012/13	2013/14	2014/15	2015/16	2016/17	2017/18	2018/19	2019/20	2020/21	2021/22*
New Zealand	595	476	951	837	820	1080	1176	1318	1066	1391
Singapore	613	769	1049	922	1247	1913	1878	1615	1066	1060
Hong Kong	2178	2603	3082	3181	3632	2863	2230	1710	972	673
South Korea	5	31	68	113	60	66	145	208	392	354
China	31	204	901	1041	1364	110	276	227	339	315
United States	-	-	5	74	77	60	64	73	115	193
Qatar	146	112	78	94	169	303	328	341	235	142
Canada	42	61	88	124	100	207	259	287	119	137
Japan	58	55	64	59	45	35	19	15	13	12
Bahrain	14	12	21	35	21	28	47	28	16	8
Malaysia	151	162	169	112	21	9	12	57	3	1
Other countries	151	162	58	149	122	79	47	0	1	0
WORLD	3,985	4,647	6,535	6,743	7,678	6,755	6,481	5,879	4,338	4,286
TOTAL CROP PRODUCTION			66,482	62,222	60,466	83,977	76,709	74,918	62,300	64,400
% OF NATIONAL CROP EXPORTED			10%	11%	13%	8%	8%	8%	7%	7%

* Note: 2021/22 season data is from July 2021 to March 2022. The data for some middle eastern countries (UAE, Kuwait, Saudi Arabia, Oman, and Brunei) was unavailable at the time of reporting.

WHITTO'S

NURSERY

NEED QUALITY TREES?

CALL NOW!

Wholesale supplier of Grafted Mango Trees
Interstate Delivery

Find us on:

0400 953 313

whittosnursery@gmail.com

BOWEN • QLD • 4805